


## Focus Question:

**What does the blueberry learn about self control?**

## Book Summary:

Picked from a bush of blueberries, a wild berry travels impatiently from the wilderness to a fridge. Unable to sit still, he begins a journey through the refrigerator which allows him to hear different tactics on how others maintain their self control. After learning new strategies from others, the blueberry then sees an opportunity to teach another berry that joins the fridge.



## Lesson Ideas

### • Sequence Events

Provided are 2 versions of the same worksheet for students to retell the story with or without the use of images. Guide students to write about 4 events that occurred throughout the story. If needed, provide transition words for students to use in their writing.

### • Describe Self Control

Worksheet with a section to write and sketch what it looks like to NOT have self control and a section to write and sketch what it looks like to HAVE self control.

### • Identify use of rhyming pattern

Provided is a worksheet on rhyming. The top half can be used as you read through the book and students can match the rhyming word as they hear it or they can do it after. The bottom part is a space for students to create a rhyme that can be an additional page to the book.

### • Character Development

Provided is a worksheet that can be completed while reading or after reading. Students can make observations of what Little Blue is like in the beginning, middle, and end of the story. Encourage students to also take note in the facial expressions and other unspoken aspects found in the pictures.

### • Compare Characters


Provided is a worksheet that can be completed after reading the story. It is a compare and contrast graphic organizer for students to note the similarities and differences between two of the characters in the story.

## Focus Question:

**What does the blueberry learn about self control?**

## Book Summary:

Picked from a bush of blueberries, a wild berry travels impatiently from the wilderness to a fridge. Unable to sit still, he begins a journey through the refrigerator which allows him to hear different tactics on how others maintain their self control. After learning new strategies from others, the blueberry then sees an opportunity to teach another berry that joins the fridge.



## Sequence Events Lesson

### Provided

2 versions of the same worksheet for students to retell the story with or without the use of images

### Directions

Have students cut out the pictures and sequence them in order.  
Guide students to write about 4 events that occurred throughout the story.  
Provide transition words for students to use in their writing.

### Example

Sequencing

The Wild Blueberry  
Learns Self Control

➤ Cut and glue the pictures and retell the story.



First, Little Blue was removed from a bush and was placed in a fridge.



Next, Little Blue met a stick of butter and he was sent on a journey to learn about self control.



Then, Little Blue met eggs, pickles, orange juice, and cheese. They each had different strategies to have self-control.



Last, Little Blue returned to the bin of blueberries and sees that there is a raspberry who could use some self control.







# Sequencing


## The Wild Blueberry

Learns Self Control


Cut and glue the pictures and retell the story.




Three horizontal lines for writing.





Three horizontal lines for writing.




Three horizontal lines for writing.




Three horizontal lines for writing.



Retell the story and draw a picture to go with it.




Three horizontal lines for writing a sequence of events.



Three horizontal lines for writing a sequence of events.



Three horizontal lines for writing a sequence of events.




Three horizontal lines for writing a sequence of events.

## Focus Question:

**What does the blueberry learn about self control?**

## Book Summary:

Picked from a bush of blueberries, a wild berry travels impatiently from the wilderness to a fridge. Unable to sit still, he begins a journey through the refrigerator which allows him to hear different tactics on how others maintain their self control. After learning new strategies from others, the blueberry then sees an opportunity to teach another berry that joins the fridge.



## What Self Control Looks Like Lesson

### Provided

Worksheet with a section to write and sketch what it looks like to NOT have self control and a section to write and sketch what it looks like to HAVE self control.

### Directions

As a large group or in partners, brainstorm different ways self control is modeled (in school, at home, outside, in sports). Then brainstorm what it would look like to NOT have self control in these places.

Give time for students to write down two examples of each and then sketch a picture of themselves out of control and in control.

### Adaptions

Choose a specific location for the students to write and draw about.

Use details from the text to show this with characters rather than themselves.

# What Self Control Looks Like

## The Wild Blueberry

Learns Self Control

Describe what it looks like to NOT have Self Control



---

---


---

---

---

---

Describe what it looks like to have Self Control



---

---

---

---

---


---

## Focus Question:

**What words rhyme?**

## Book Summary:

Picked from a bush of blueberries, a wild berry travels impatiently from the wilderness to a fridge. Unable to sit still, he begins a journey through the refrigerator which allows him to hear different tactics on how others maintain their self control. After learning new strategies from others, the blueberry then sees an opportunity to teach another berry that joins the fridge.



## Rhyming Lesson

### Provided

Worksheet with a “circle the rhyme” activity along with a free write space for students to come up with a rhyming sentence and illustrate a picture.

### Directions

As you read the story, take note of the words that rhyme.  
Talk about how a rhyme adds or takes away from a story.  
Give time for students to come up with different words that rhyme.  
Pass out the paper and have students circle the rhyming word.  
Either individually or with a group, have students create their own sentence that rhymes and draw a picture to go with it.

### Answer Key

Rhyming Pattern		The Wild Blueberry Learns Self Control	
Circle the word that rhymes			
spin	=	cracked	grin
well	=	naughty	good
meat	=	treat	cheese
link	=	found	connect
bought	=	spot	berries

# Rhyming Pattern

## The Wild Blueberry

Learns Self Control

Circle the word that rhymes

**spin**

=

**cracked**

**grin**

**slip**

**well**

=

**naughty**

**good**

**swell**

**meat**

=

**treat**

**cheese**

**steak**

**link**

=

**found**

**connect**

**think**

**bought**


=

**spot**

**berries**

**bunch**

Choose two words that rhyme and make your own sentences for a new page in the book!






## Focus Question:

**How did the character change?**

## Book Summary:

Picked from a bush of blueberries, a wild berry travels impatiently from the wilderness to a fridge. Unable to sit still, he begins a journey through the refrigerator which allows him to hear different tactics on how others maintain their self control. After learning new strategies from others, the blueberry then sees an opportunity to teach another berry that joins the fridge.

**Character Development Lesson****Provided**

Worksheet with a beginning, middle, and end chart.

Space to take notes of how Little Blue changed throughout the story.

**Directions**

As you read the story, take note of facial expressions and actions of Little Blue.

On the worksheet, write down how Little Blue acts and looks in the beginning, what Little Blue learns on his journey in the middle, and how Little Blue acts and looks at the end of the story.

Optional: Take these notes and write a paragraph about how Little Blue changed.

# Character Development

The Wild Blueberry  
Learns Self Control

Make observations of Little Blue in the beginning, middle, and end.



Beginning

Middle



End




## Focus Question:

**How do the characters that Little Blue meets compare?**

## Book Summary:

Picked from a bush of blueberries, a wild berry travels impatiently from the wilderness to a fridge. Unable to sit still, he begins a journey through the refrigerator which allows him to hear different tactics on how others maintain their self control. After learning new strategies from others, the blueberry then sees an opportunity to teach another berry that joins the fridge.



## Compare and Contrast Lesson

## Provided

Worksheet with a compare and contrast graphic organizer.

## Directions

As you read the story, take note of the different strategies the characters in the story use in order to maintain their self control.

On the worksheet, write down similarities and differences between two of the characters.

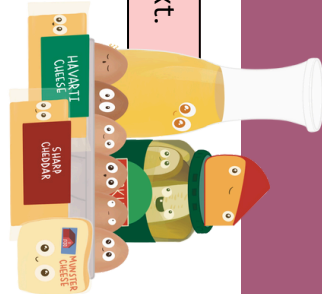
Optional: Take these notes and write a paragraph about how the characters are the same and different.

# Character Comparison

The Wild Blueberry

Learns Self Control

Compare and Contrast two of the characters from the text.



Two large, empty circles for character comparison.